

Print this page on clear white paper that is free of any texture (smoothest grade possible), fill in content as needed, then scan and email to:

card-production@mail.americanstatenationals.us

Lawful Name: TORIONA FERNANDES Email: TORIONA FERNANDES 35@icloud.com

For Face Photos






Glue passport photo of a size that will fit in the boundary of the box

Place photo here



For Fingerprints

Use a Red FELT Ink Pad, and press lightly into EACH of the 5 squares below, we will select the best print for you



Section #2: Autograph Instructions

Lawful Name: TORUNAI TATI FERNANDES Email: TORUNAI.FERNANDES@icloud.com

- 1- Upload the Autograph to your LRO Account as mentioned above using the Member tab.
- 2- If for whatever reason you prefer to Print this page, use only clear white paper free of any texture
- 3- **Hand write** autograph with **black ink with a ULTRA FINE POINT Sharpie in**



Cursive First Middle Last & the other in Proper Case Print (similar to the One Pager 1779 Declaration) with copyright symbol

Keep writing within the gray box as indicated in the examples below

The LRO system will convert your autograph to blue color before the cards are printed. Black is used because most scanners give a consistent color for black (which is not the case for blue ink).

- 4- Scan full autographed boxes into JPG or PNG format on a **Flatbed Scanner** at no less than 300 - dpi resolution. We will select the best quality autograph for you.
- 5- Cropped image of autographs can be uploaded in the member's LRO account under the Membership tab but nothing less than 1200 pixels wide x 400 pixels tall and 300 dpi resolutions please.
- 6- Or send full images to this email address: card-production@mail.americanstatenationals.us

Example

Billy Bob McFreely ©

Billy Bob McFreely ©

FORTUNATO

Fortunato Tati fernandes ©

Fortunato Tati fernandes ©

Fortunato Tati fernandes ©